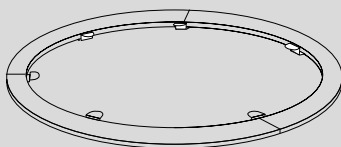
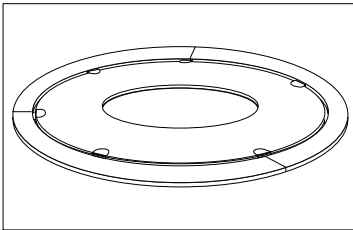
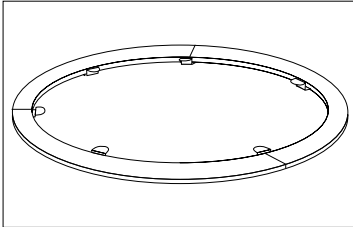


MANUAL



OFYR® MANUAL FIRE GUARD RING 100

THANK YOU SO MUCH FOR BUYING AN OFYR® PRODUCT. THIS MANUAL CONTAINS SETUP INSTRUCTIONS, WARRANTY CONDITIONS, AND ADDITIONAL INFORMATION ABOUT YOUR FIRE GUARD RING.



FIRE GUARD RING 100

The nicely designed Fire Guard Ring is an accessory that prevents OFYR's hot cooking plate to be touched accidentally. At the same time the 12,5 cm wide rubberwood ring can be used as table for smaller dishes. With six steel brackets it is easy to mount the Fire Guard Ring on the plate and easy to take it off.

WARNING

After use you should store the Fire Guard Ring indoors.

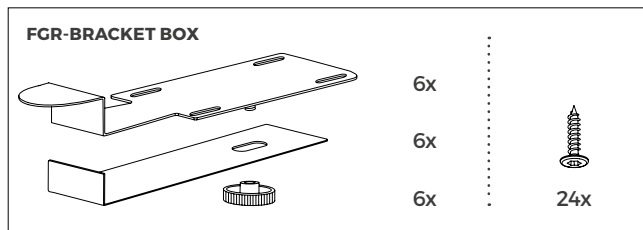
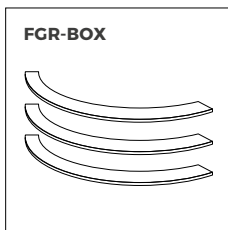
Warranty terms per element

A limited lifetime warranty applies to the material and construction of all steel elements of all OFYR® cooking units for the original buyers or owners, provided that they purchased their unit from an authorised dealer and registered their warranty in the required manner. For proper registration of your OFYR products please go to www.ofyr.club

	B2C	B2B
WOODEN PARTS	2 YEARS	1 YEAR
COATED STEEL	2 YEARS	1 YEAR

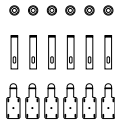
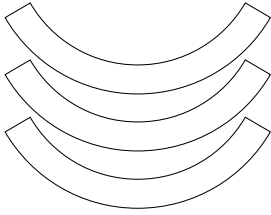
Box

Fire Guard Ring




Mounting instructions

Fire Guard Ring

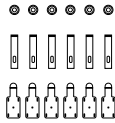
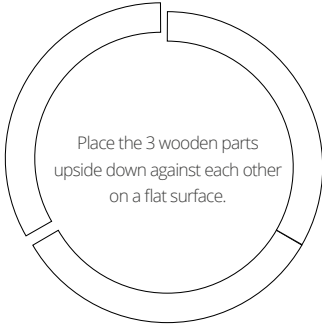


01

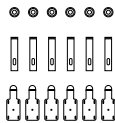
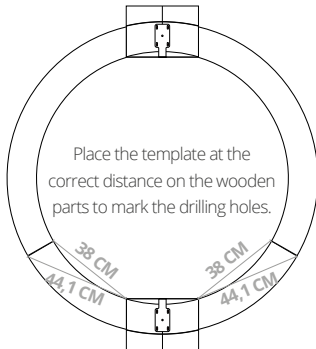
TOP



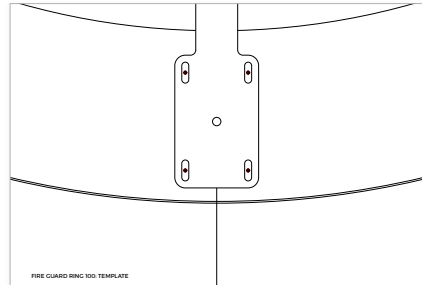
BOTTOM



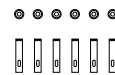
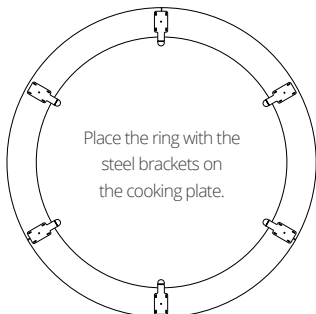
02



03



Template



04



Place the anchoring plates on the bottom of the Fire Guard Ring so that the Fire Guard Ring is fixed to the OFYR cooking unit.

06

For further information,
please contact one of
our official distributors.

Copyright OFYR.

All rights reserved.

Creative Outdoor Products B.V.

Gewenten 43A
4704 RE Roosendaal
Nederland

+31 (0)165 74 31 10
info@ofyr.com
www.ofyr.com

The design of some OFYR products have EU registration
under no 002580431-0001/2 and no 003122373-0001.
A US Design patent is registered under no US D798,099 S.

